

# English

**Tuesday 26<sup>th</sup> January 2021**

Today we will use Michael Rosen's fabulous poem 'Don't' as a stimulus for our own poem! I can't wait to see your work.



# Today's activities

**IMPORTANT!** Parent or Carer – Please read this page with your child and check that you are happy with what they have to do and with any weblinks or use of the Internet required.



This symbol shows optional challenges. You don't have to do these but you can if you want to and if you have the time.

## 1. SPaG Review

Let's begin by practising adding capital letters and full stops to some sentences.

## 2. New Words!

Listen to Michael Rosen reading his poem 'Don't' again.

What is your favourite line and why?

## 3. Find The Rhyme

You need to find pairs of rhyming words in the poem and decide if those words are nouns, verbs or adjectives

## 4. Let's Write

Use your rhyming pairs and powerful verbs to write new lines for the poem. .

# SPaG Review

We sometimes forget our capital letters and full stops, so let's start our day by practising how to use them.

## Your Task:

Add the missing capital letters and full stops to these sentences.

- 1)we went to the park
- 2)my sister is older than me
- 3)it is my birthday soon
- 4)i would like a drink
- 5)that is my dog



**A sentence is a complete thought.**

It must have:

- . A capital letter at the beginning
- . A full stop at the end

**T**he cat is curled up in her basket.

Capital letter

Full stop



tes

# Poetry Time

## Activity 2: Listen to the poem again

### Your Task

Listen to Michael Rosen reading 'Don't' again by clicking on this link:

<https://www.youtube.com/watch?v=Oaa3gzwei0>

or following the link from our Remote Learning page.



Which line is your favourite?  
Why? Talk to your grown up.

# Find The Rhyme

## Activity 3: Find words that rhyme

This poem is full of pairs of rhyming words. **Rhyming words are words that sound the same when spoken, they don't necessarily have to be spelt the same.** Look at this list and match the pairs of rhyming words.



snatch	peas	smile	leather
time	together	behind	crown
vile	latch	cheese	frown

# Find The Rhyme

## Activity 3: Find words that rhyme

### Your Task:

Now look at the poem – there's a copy on the next page. Can you find all the pairs of words that rhyme? Make a list.

When you have done that, decide what type of words they are. Are they nouns, adjectives or verbs?



## Don't

Don't do,  
Don't do,  
Don't do that.  
Don't pull faces,  
Don't tease the cat.

Don't pick your ears,  
Don't be rude at school.  
Who do they think I am?

Some kind of fool?



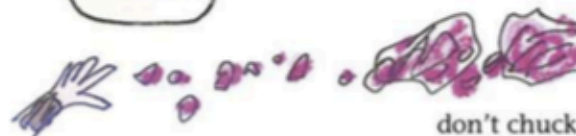
One day  
they'll say,  
Don't put toffee in my coffee,  
don't pour gravy on the baby,  
don't put beer in his ear,  
don't stick your toes up his nose.



Don't put confetti on the spaghetti  
and don't squash peas on your knees.




Don't put ants in your pants,  
don't put mustard in the custard,



don't chuck jelly at the telly

and don't throw fruit at a computer,  
don't throw fruit at a computer.



Don't what?  
Don't throw fruit at a computer.  
Don't what?  
Don't throw fruit at a computer.  
Who do they think I am?  
Some kind of fool?



# Words that Rhyme

## Activity 3: Rhyming nouns

That's right! They are all **nouns**.

If you are still a bit unsure, watch this video by clicking on the link on our Remote Learning page.

<https://www.youtube.com/watch?v=tqueclG-Pws>

Now I want you to think of pairs of nouns that rhyme.

**For example:**

frog/ dog/ log/

mug/ rug



Be careful not to include names – you are going to use your ideas to create some more lines for the poem and names don't work!



# Let's write

## Activity 2: Listen to a poem

### Your Task

Now we are going to use some of your powerful verbs and rhyming nouns to create some new lines for the poem "Don't".

Think carefully about matching your nouns and verbs correctly.


### For example:

'Don't sit a mug on a rug' **does not** work  
but 'Don't drop a mug on a rug' **does**.

Why? Talk to your grown up.

Try to write at least 4 pairs – you can write more!

I've put a couple of examples on the next page.



# Example

Don't drop a mug on a rug  
Don't leave a skink in the sink!

Can you see how  
the nouns rhyme?

Can you see how the verb works with  
the meaning of the sentence. We often  
leave things in a sink or drop things on  
a mat. If we tried to say Don't make a  
sink with a skink, it wouldn't work!

Just in case you were  
wondering, a skink is a type of  
lizard.



# Find out more

If you've enjoyed reading this poem and want to listen to Michael Rosen reading more poems and stories, have a look at his YouTube channel at:

<https://www.youtube.com/MichaelRosenOfficial>

I've added the link to our Remote Learning page in the 'Reading' section.

Let me know if you discover some new favourite stories or poems.



# ANSWERS



# SPaG Review

## Answers

**W**e went to the park.

**M**y sister is older than me.

**I**t is my birthday soon.

**I**would like a drink.

**T**hat is my dog.



**A sentence is a complete thought.**


It must have:

- . A capital letter at the beginning
- . A full stop at the end

**T**he cat is curled up in her basket.

Capital letter

Full stop



**tes**

Well done year 2. You have worked so hard and I can't wait read your work. I might even share some of your ideas with Michael Rosen as I know he loves to see how children work with his poems.

Wonderful